

# Fan Board Safety Power Cut-Off

Fan board maintenance and regular cleaning are routine hatchery tasks. The incubator manual states that the correct safety protocol when performing Vostermans Fan maintenance (blade cleaning or motor repair) is that the fan must always be disconnected at the control panel. In case this procedure is not strictly followed by your maintenance personnel, Chick Master has developed the Fan Board Safety Cut-Off Upgrade. This safety enhancement is easy to install and will cut the power to the fan board when it is lowered, offering additional security.





- Offers the opportunity for hatcheries to remove all mercury tilt switches that were standard on all Chick Master supplied fan boards prior to 2002
- Combine with the Mercury Free Alarm to remove all but trace amounts of mercury from inside your setters
- Designed to be installed by hatchery personnel with minimum modifications to the setter
- Available for setters with Vostermans fan boards and setters with mercury cut-off switches
- Improve worker safety when performing maintenance on fans and heaters





#### CHICK MASTER INCUBATOR CO.

945 Lafayette Rd.  
Medina, OH 44256, USA

 **Tel:** +1 (330) 722-5591  
 **Fax:** +1 (330) 723-0233

#### CHICK MASTER UK LIMITED

1 The Leggar, Bridgwater  
Somerset, TA6 4AF, UK

 **Tel:** +44 1278 411000  
 **Fax:** +44 1278 452323



[www.chickmaster.com](http://www.chickmaster.com)  
[sales@chickmaster.com](mailto:sales@chickmaster.com)

